



MAGIC THAT MEANS BUSINESS



VOLUME 1, ISSUE 10 MARCH, 2009

SHE KNOWS WHAT WE'RE THINKING

Have you and your spouse been together so long you know what the other is thinking or going to say even before they say it? That is precisely what we do every night in our mind reading act.

New for 2009 we have decided to put our daily experiences into the act. With the popularity of the television shows, "The Mentalist", "Psych" and "The Medium" more people now know what a "mind reader" is and what he can do.


As an example of part of the act, a volunteer distributes playing cards to others in the audience. Although she is blindfolded on stage, Kathy is

able to tell what cards were selected. Next a book is selected and passed around among the group. Kathy is also able to divine any word on any page that anyone has on their mind. Finally Kathy is able to read the serial number on a borrowed bill all while still blindfolded and hundreds of feet away on stage!

Other entertaining interludes in the mystery and mind reading act include predicting a phone number from any local phone book, a dramatic and heart pounding effect involving a sharp spike hidden beneath Styrofoam cups,

and a precognition of a randomly selected DVD from a video store.

If you are looking for something different from our usual magic show, then contact me today to find out more...and let us give you a piece of our minds.



MARTHA STEWART'S SIX SPRING CLEANING TIPS

Martha Stewart was invited on NBC's TODAY television show to offer spring cleaning tips as featured in her best-selling book, "Martha Stewart's Homemaking Handbook: The Essential Guide to Caring for Everything in Your Home."

An essential resource, the book is the ultimate compendium of ways to create, maintain and clean a home and every room in it, from the basement to the attic.

Tips featured on the show included how to sweep, how to clean the refrigerator and even how to clean a telephone.

Below are six things to do every day to keep chaos at bay:

Make the Bed

Tidiness begets tidiness. A crisply made bed makes the whole room seem more orderly, which makes it less likely that you'll let other

things — such as clothes and papers — pile up around it.

Manage Clutter

Whenever you leave a room, take a quick look around for anything that isn't where it should be. Pick it up and put it where it belongs. Insist that everyone in the household do the same.

Continued on Page 2

INSIDE THIS ISSUE:

SPRING CLEANING (CONT.)	2
CHOCOLATE PECAN PIE	2
PRESCRIPTION FOR SUCCESS	3
INTERNET FILE STORAGE	3
YOU'RE READING MY MIND	3
WHERE IS SCOTT GOING NEXT?	4
ON A ROLL OR IS IT IN A ROLL?	4



3613 W. Clay
Suite 300
Houston, TX 77019

Phone: 713-524-0147
Fax: 713-524-0147
Mobile: 281-772-6014
E-mail: Scott@ScottWells.com
Website: www.ScottWells.com



KEEPING IT TIDY (CONTINUED FROM PAGE ONE)

Wipe Up Spills While They're Fresh

Whether it's tomato sauce on the cook top or makeup on the bathroom counter, almost anything is faster and easier to remove if you attend to it immediately.

Clean as You Cook

Instead of filling the sink with

pots and dishes, wash them or put them in the dishwasher as you prepare a meal.

Sort the Mail

Take a few minutes to open, read, and sort mail as soon as you bring it inside. Keep a trash bin near your sorting area for junk mail. Drop other mail into one of four inboxes: personal correspondence, bills, catalogs, and filing.

Sweep the Kitchen Floor

Every evening once you've finished washing up after dinner, sweep the floor. This will keep tough-to-clean dirt and grime from building up, which will make the weekly mopping much quicker.

"I am thankful for the mess to clean after the party because it means I have been surrounded by friends."
- Nancie J. Carmody

From MSNBC.com
For more information and tips visit:
www.MarthaStewart.com

EMERIL'S RICH CHOCOLATE PECAN PIE

I love pecan pie but what's not to love about a recipe from by Emeril Lagasse?

Ingredients

- * 1 1/2 cups pecans
- * 1 cup semisweet chocolate chips
- * 1 unbaked 9-inch pie shell
- * 4 eggs, beaten
- * 1/2 cup sugar
- * 1/2 cup light brown sugar
- * 1/2 cup corn syrup
- * 1/2 teaspoon vanilla extract
- * Pinch salt
- * Caramel Sauce, for garnish, recipe follows
- * Confectioners' sugar, for garnish

Directions: Preheat the oven to 375 degrees F. Spread the pecan pieces and the chocolate chips evenly on the bottom of the pie shell.

In a mixing bowl, whisk the remaining ingredients together. Pour the filling over the pecans then place more pecans on top. Bake until the filling sets, 50 to 60 minutes. Remove from the oven and

cool for 30 minutes before slicing. Cut into individual servings and serve with a drizzle of Caramel Sauce and sprinkle with confectioners' sugar.

Caramel Sauce:

- * 3/4 cup sugar
- * 2 tablespoons water
- * 1/2 teaspoon fresh lemon juice
- * 1/2 cup heavy cream
- * 2 tablespoons to 1/4 cup whole milk

Combine the sugar, water, and lemon juice in a medium heavy saucepan and cook over medium-high heat, stirring, until the sugar dissolves. Let boil without stirring until the mixture becomes a deep amber color, 2 to 3 minutes, watching closely so it doesn't burn. Add the cream (be careful; it will bubble up), whisk to combine, and remove from the heat.

Add 2 tablespoons of the milk, then add up to 2 more tablespoons, until the desired consistency is reached. Let cool until just warm before serving. (The sauce will thicken as it cools.)

Notes: Some may find that this recipe may be "too chocolaty" so you may want to cut back on the semisweet chocolate chips.

Rather than preparing the Caramel Sauce, you might also consider using caramel sauce from a jar or a squeeze container such as Hershey's.



From GMA Recipes and Emeril Lagasse, courtesy Martha Stewart Omnimedia, Inc



Scott & Kathy Wells have their minds set on you! They predict you will love their show, too!

"THANK YOU FOR PERFORMING AT OUR COMPANY PARTY. I'VE GOTTEN TERRIFIC COMMENTS FROM OUR STAFF ON YOUR SHOW."

JILL SCHUNNEMAN
MARKETING & PR
COORDINATOR
KANALY TRUST CO.

THE DOCTOR IS IN

Just as the sparrows flock to Capistrano each year, an elite group of magicians from all around the world return to Buffalo, New York each Spring.

The Fechter's Finger Flicking Frolic convention is the "Original Close-Up Magic Convention" and the most prestigious gathering of close-up magicians in the world. Since 1971 the By-Invitation-Only event continues to feature 150 of the best performers, creators and magic lecturers in the world. Just as any other profession has its conventions and seminars, this is where magicians gather to learn from each

other and improve their magic presentations.

For four days and nights magicians perform for their peer group at formal shows and learn from lecturers about the latest tricks of the trade. These are always informative and stimulating presentations and they show the creative work of what others are doing in other parts of the world.

It is intimidating to perform in front of such an august group. After one's first performance they are presented a Bachelor's Degree in Magic. If the performer is considered worthy, they are asked in future years

to perform again then presented with a Master's Degree. After the third performance the magician is awarded with a Doctor's Degree in Magic.

I received my Doctor's Degree in 1989 and have since performed for this group on many subsequent occasions. So when you are planning your next event, be assured that magic by Scott Wells is the right prescription for success!



STORE AND SHARE YOUR FILES FROM ANYWHERE

Would you like to access large files while on the road? Would you like to allow access to others to work on that spreadsheet and then be able to view their work?

HugeDrive.com is the safe and secure way to store files online. Email large files, documents and photos quickly and easily with HugeDrive. HugeDrive is the best way to publish photos, documents and files to your

online web site, blog, or auction. Edit documents online, recover lost or deleted files and access that document you need when away from the office - all with HugeDrive.com.

The basic package is FREE (no "Trial" period) which allows two people to edit documents, photos and spreadsheets, store files plus have access to all the other features.

Your HugeDrive is securely accessible from any web browser or cell phone. You can upload hundreds of files at once, create web folders, set password protected usage for others, advanced photo sharing, and more.

Consider this your hard drive on the Net. Check out HugeDrive today.

FREE INTERNET
ONLINE HARD DRIVE
STORAGE TO SHARE
FILES AND
COLLABORATE



MAGIC GIGGLES


The Mind Reader

One day a young man was visiting the fair. Over to one side was a small tent, with a sign that said 'For 50 dollars I'll teach you to be a mind reader! - Apply within.'

So the young man thought that he'd give it a go, and went inside. Behind a small table inside was an old man, who looked up when the young man entered and says, "Ah, you must be here for the mind reading lessons."

"Er, yes," the young man said.

"Well, follow me, and I'll give you your first lesson."



Then the old man goes out the back of the tent and comes back with a hose. "Here, hold this hose," he said.

"Why?" said the young man.

"It's part of the lesson," replies the old man. "Now, look in the end and tell me what you see."

So the young man looks into the end of the hose, and only sees darkness. "I don't see anything," he tells the old man.

Just then the old man turns on a tap, and the hose shoots water into the young man's face.

"I just knew you'd do something like that," the young man shouts at the old man.

"There. You are now a mind reader!" the old man replies, "That'll be 50 dollars!"

S & K Wells Enterprises, Inc.



3613 W. Clay
Suite 300
Houston, TX 77019

Phone: 713-524-0147
Fax: 713-524-0147
Mobile: 281-772-6014

E-mail: Scott@ScottWells.com
Website: www.ScottWells.com

DO YOU HAVE AN
UPCOMING EVENT?
CONTACT S&K WELLS
ENTERPRISES TODAY!

INTERESTED IN LEARNING SOME
MAGIC FOR YOUR BUSINESS
LUNCH AND DINNER MEETINGS?
VISIT WWW.SCOTTWELLS.NET

MAGI-CALENDAR

March 12, 2009: Tokyohanas Grill & Sushi Bar, 3239 Southwest Freeway, Houston, TX

March 26, 2009: Tokyohanas Grill & Sushi Bar, 3239 Southwest Freeway, Houston, TX

NOTE: Public Performances subject to change. Private / Corporate engagements are not all listed.

Contact S&K Wells Enterprises today to make sure your event is on the calendar!

- ♣ Stand-Up Comedy Magic Show ♥ Trade Show Exhibit Booth ♠ Hospitality Suite ♦
- ♣ Strolling Magic ♥ Magical Master of Ceremonies ♠ Weddings ♦
- ♣ Mystery and Mind Reading ♥

MAKING SOME REAL BREAD

When the conversation with your client at the dinner table turns to money, that's when you produce some real "bread". To prove that you can help him make/save money by using your product/service, you select a dinner roll from the bread basket on the table. Explain that it is easy to find money when you know where to look. You break open the dinner roll and what's inside? A coin! Yes, you can find money in the most unexpected places.

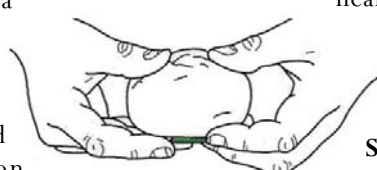


FIG. 1

THE SET-UP: You will need a coin (the bigger the better) and a bread roll. Conceal the coin in your right hand near the base of your fingertips and you're ready to go.

FIG. 2



SECRET: Pick up the bread roll with your left hand and place on your right hand so that it covers the coin. You can now show both hands apparently holding only the roll. Break open the roll from the top as if you are opening a book [Fig. 1].

You will now be able to push to coin into the roll from underneath [Fig. 2]. This will be easier if you have maneuvered the coin to the fingertips of your right hand as you are breaking open the roll. Continue to break open the roll as you push up the coin [Fig. 3].

Reach into the dough and remove the coin then watch as the other diners frantically dive into the bread basket searching for money in their rolls!

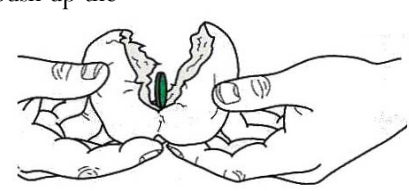


FIG. 3

Oh Waiter...there is a fly in my soup and a coin in my bread!