



MAGIC THAT MEANS BUSINESS



VOLUME 3, ISSUE 3

MAY-JUNE 2010

SIZE MATTERS

If you haven't noticed, small is the new large. Everything is getting downsized from companies to computers and mobile phones to newspapers. Yes, take another look at the USA Today which is about two-thirds the size of its progenitor.

Certainly there are some things that seem to be going the other direction such as HD television sets and even Apple's iTouch has a new competitor in its bigger brother...the iPad.

Las Vegas has seen a severe reduction in the size and number of large illusion shows. With the demise of Siegfried and Roy's show at

the Mirage following the tiger attack, there has been a slow exit of large illusion shows on the strip. There are more "four wall" shows (rooms leased by the hotel/casino) that are produced and paid for by the entertainers whose financial success depends upon ticket sales.



"Packs small and plays big" is the mantra of many magicians today. Survival on the strip means being lean and mean.

But it could be that large magic stage shows are just taking a breather until the economy rebounds.

In the meantime, this puts the focus on the entertainer, his personality and his interaction with the audience rather than the props, flash, glitz, glitter and dancers.

Fun, mystery and audience interaction has long been my focus for entertaining clients. I am flexible enough to perform in nearly any size venue from your living room to the Las Vegas showroom and from the Boardroom to Broadway. Scott Wells has a show to fit you, your budget and your size event.

INTERNET SAFETY FOR YOUR FAMILY

The Internet can be a wonderful resource for kids. They can use it to research school reports, communicate with teachers and other kids, and play interactive games. Kids who are old enough to punch in a few letters on the keyboard can literally access the world.

But that access can also pose hazards. For example, an 8-year-old might do an online search for "Lego." But with just one missed keystroke,

the word "Legs" is entered instead, and the child may be directed to a slew of websites with a focus on legs — some of which may contain pornographic material.

That's why it's important to be aware of what your kids see and hear on the Internet, who they meet, and what they share about themselves online.

Just like any safety issue, it's wise to talk with your kids about your concerns, take

advantage of resources to protect them, and keep a close eye on their activities.

Internet Safety Laws

A federal law, the Children's Online Privacy Protection Act (COPPA), was created to help protect kids online. It's designed to keep anyone from obtaining a child's personal information without a parent knowing about it and agreeing to it first.

Continued on Page 2

INSIDE THIS ISSUE:

SAFE SURFING 2
(CONT.)

EASY CHEESY 2

MAKING IT PUBLIC 3

FREE FOR ALL 3

THE LIGHTER SIDE OF THE INTERNET 3

SCOTT'S CALENDAR 4

BULLY FOR YOU 4

S&K Wells Enterprises, Inc.



3613 W. Clay
Suite 300
Houston, TX 77019

Phone: 713-524-0147
Fax: 713-524-0147
Mobile: 281-772-6014
E-mail: Scott@ScottWells.com
Website: www.ScottWells.com



SET UP SOME
SIMPLE RULES
FOR YOUR
KIDS WHILE
THEY'RE US-
ING THE
INTERNET.

INTERNET SAFETY TIPS FOR YOUR CHILDREN (CONTINUED FROM PAGE ONE)

But even with this law, your kids' best online protection is you. By talking to them about potential online dangers and monitoring their computer use, you'll help them surf the Internet safely.

Online Protection Tools

Online tools are available that will let you control your kids' access to adult material and help protect them from Internet predators. No option is going to guarantee that they'll be kept away from 100% of the risks on the Internet. So it's important to be aware of your kids' computer activities and educate them about online risks.

Getting Involved in Kids' Online Activities

Aside from these tools, it's wise to take an active role in protecting your kids from Internet

predators and sexually explicit materials online.

Basic Rules

Set up some simple rules for your kids to follow while they're using the Internet such as not trading photographs or personal information and never agree to meet anyone from a chat room in person.

Chat Room Caution

Chat rooms are virtual online rooms set up according to interest or subject, such as a favorite sport or TV show. Chat rooms can pose hazards for kids. Some kids have met "friends" in chat rooms who were interested in exploiting them. No one knows how common chat-room predators are, but pedophiles are known to frequent chat rooms.

Warning Signs

Warning signs of a child being

targeted by an online predator include spending long hours online, especially at night, phone calls from people you don't know, or unsolicited gifts arriving in the mail. If your child suddenly turns off the computer when you walk into the room, ask why and monitor computer time more closely. Withdrawal from family life and reluctance to discuss online activities are other signs to watch for.

Contact your local law enforcement agency or the FBI if your child has received pornography via the Internet or has been the target of an online sex offender.

Taking an active role in your kids' Internet activities will help ensure that they benefit from the wealth of valuable information it offers without being exposed to any potential dangers.

From www.KidsHealth.org
By Steven Dowshen, MD



"AS ALWAYS,
YOU WERE A
HUGE HIT."

BRETT BORNEMANN
MARKET BRAND MANAGER
JACK DANIEL'S

THERE'S A NEW MAC AND CHEESE IN TOWN


If it comes from the "Real Simple" magazine, then guess what? It will be real simple to make. I have tried this dish and found it to be not only real simple but also real good particularly if you add diced chicken. You might also consider adding water chestnuts for some crunch, too.

Cheesy Baked Pasta with Spinach and Artichokes

Ingredients

- * 8 ounces mezzis rigatoni or some other short pasta (1/2 box)
- * 1 14-ounce can artichoke hearts, rinsed and quartered
- * 1 9-ounce package frozen creamed spinach, thawed
- * 1/4 cup grated Parmesan (1 ounce)

- * 2 cups grated mozzarella (8 ounces).
- * freshly ground black pepper



Directions

Cook the pasta according to the package directions, drain, and return it to the pot. Heat

broiler.

Add the artichoke hearts, spinach, Parmesan, half the mozzarella, and 1/4 teaspoon pepper to the pasta and toss to combine.

Transfer the mixture to a shallow 2-quart (or 8-inch square) broilerproof baking dish and sprinkle with the remaining mozzarella. Broil until the cheese is browned in spots, 2 to 3 minutes.

Serves 4 — Hands on time: 25 minutes. Total Time: 25 minutes.

From "Real Simple" April 2010
By Kate Merker

IT WAS A PUBLIC AFFAIR

Sold out! Nearly a week before the April 10th event, the producer announced that the *Magic of the Two Scotts* was completely sold out. A few extra chairs were brought in to accommodate some who would have otherwise been standing.

This “one night only” event was produced by **Jamie Salinas Productions** who presents different variety acts each month at the Hilton Americas in downtown Houston.

Scott Hollingsworth, former

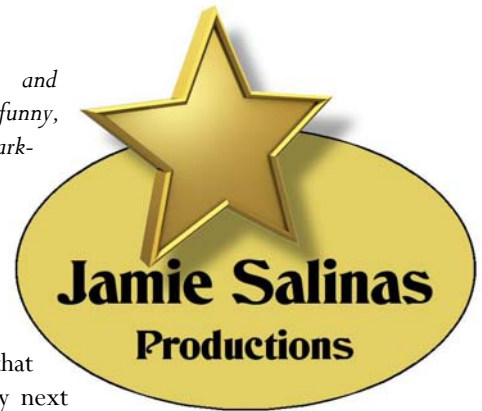
Entertainment Director of Houston’s Magic Island, opened the show with 20 minutes of entertaining close-up magic performed in front of the stage. “*Scott Hollingsworth was charming, witty, and of course amazing.*” said producer Jamie Salinas.

Kathy and I then came on stage with 45 minutes of interactive comedy, mystery and mind reading using lots of audience participation. Throughout the night the audience spontaneously erupted with equal portions of laughter, gasps and ap-

plause. “*Scott and Kathy Wells were funny, uncanny and remarkable!*” Jamie reported.

If you missed this public show, then it is expected that Kathy and I may next appear again this Fall. Our public performances are few and far apart so don’t miss the next occasion. Dates will be reported in this newsletter and on the website.

Jamie Salinas Productions
www.show.magicbyjamie.com



“OUR GUESTS WERE ENTHRALLED WITH YOUR SLEIGHT-OF-HAND AT OUR HOSPITALITY SUITE.”

SUZETTE RAINEY
AUTOMATED SOLUTIONS

FREE ONLINE PROTECTION AVAILABLE

Concerned about spyware and computer invasion? How about an free version of an anti-virus software? AVG Anti-Virus Free Edition 9.0 provides award winning Anti-Virus and Anti-Spyware protection, for your basic security needs plus the full AVG Link-Scanner safe search and surf technology.

It’s always been their philosophy that everyone has the right

to basic computer security at no charge. And their 110 million users must think they are doing a pretty good job.

You can surf and search with confidence while LinkScanner keeps you safe from harmful sites. You can get offline protection, too, from viruses, spyware and other nasties. You can enjoy consistently high-speed PC performance with their new enhanced virus scan-

ner. And their automatic updates keeps your protection current. All of this is compatible with Windows 7, Windows Vista, Windows XP and Windows 2000.

You can download your free version at <http://free.avg.com>



MAGIC GIGGLES

Magic of the Internet

My friend Nancy and I decided to introduce her elderly mother to the magic of the Internet. Our first move was to access the popular Ask Jeeves website, and we told her it could answer any question she had. Nancy's mother was very skeptical until Nancy said, “*It's true, Mom. Think of something to ask it.*”

As I sat with fingers poised over the keyboard, Nancy's mother thought a minute, then responded, “*How is Aunt Helen feeling?*”

You’re Hooked on the Net if:

- * Your website contains more pages than the complete works of Shakespeare.
- * You have given your computer a cute name.
- * You have lost more than three jobs because you spent too much time surfing the webs at work.
- * You have hundreds of internet friends but no real friends in the real world.
- * The only way your family get to see you is through your Webcams.
- * You remember all your internet addresses and passwords but forget your children’s names.
- * You put your email address on forms where it asks for your home address.



S&K Wells Enterprises, Inc.



3613 W. Clay
Suite 300
Houston, TX 77019

Phone: 713-524-0147
Fax: 713-524-0147
Mobile: 281-772-6014
E-mail: Scott@ScottWells.com
Website: www.ScottWells.com



**INTERESTED IN LEARNING SOME
MAGIC FOR YOUR BUSINESS
LUNCH AND DINNER MEETINGS?
VISIT WWW.SCOTTWELLS.NET**

MAGI-CALENDAR

May 1-2, May 5-9, June 7-20, 2010 (Wednesdays through Sundays through May then summer hours will be seven days a week): **MAGIC: The Science of Wonder limited engagement exhibit at Houston Museum of Natural Science, One Hermann Circle Drive, Houston, TX from 10:00 a.m.-2:00 p.m.**

May 1, 2010: Marriott Hotel, Accounting Scholarship Fundraiser and award banquet for Sam Gainer (Gainer, Donnelley and DesRoches) starting at 7:00 p.m.

May 14, 2010: Member and Guest night at the Houston Museum of Natural Science, One Hermann Circle Drive, Houston, TX starting at 6:00 p.m.

NOTE: Public Performances subject to change. Private / Corporate engagements are not all listed.

Do you have an upcoming function?
Contact S&K Wells Enterprises TODAY to schedule your event!

- ♣ Stand-Up Comedy Magic Show ♥ Trade Show Exhibit Booth ♠ Hospitality Suite ♦
- ♣ Strolling Magic ♥ Magical Master of Ceremonies ♠ Weddings ♦

FULL OF BULL

A new full can of Red Bull® is opened and the magician's hands are shown otherwise empty. The magician places his finger(s) over the opening and turns the can upside-down. Amazingly, upon removing his finger(s) the liquid inside remains suspended. When the can is passed out for inspection the secret cannot be discerned.

SECRET:

This works because of the structure of the Red Bull® can. When placing your thumb on top of the filled open can, slyly spin the pull-tab around to cover the



Fig. 1

opening. Lock one of the pull-tab's corners into the mouth of the can so that it doesn't move from that position. (Fig. 1) Completely cover the hole with your fingers or thumb and turn the can up-side down. When you remove your finger(s) that were covering the hole, the liquid should remain suspended.

A little bit of the liquid may trickle out, but the majority of it should remain inside the can. If the can is perpendicular to the floor I've found that the liquid may

continue to trickle out.

However, if you tilt the end of the can that is opposite to the mouth, slightly towards the floor then no liquid should pour from it.




Fig. 2

If you feel the need to prove that the can is full, or that nothing is covering the mouth, then you can insert a straw, matchsticks, or toothpicks into the opening while the can is upside-down and a little bit of the liquid will spill out. Or you can even

squeeze the can gently to make a little liquid drop out.

When you are ready to end your magical demonstration, place your thumb over the opening and invert the can right-side up. As you turn the can secretly spin the pull tab back to the correct and normal position (Fig. 2).

The previous action will take a little practice. Once the pull-tab is returned to the normal position you can hand out the can for their inspection and encourage others to try this impossible feat.

From Bamboozlers Volume One
by Diamond Jim Tyler