



MAGIC THAT MEANS BUSINESS



VOLUME 1, ISSUE 12 MAY, 2009

ATTENTION ALL BRIDES

Here comes the bride. But what happens before she arrives? There are myriad arrangements to be made before the big day including booking entertainment. Although the focus of the wedding day is on the bride and groom, the couple must consider their guests.

Families and friends of the bride and groom may be meeting each other for the first time. There will be awkward moments and periods of silence at the reception while they struggle with conversation to find a common topic of interest. This is where a magician can help.

As a professional magician, I

roam around the room during the reception spending a little time with every group at the bar, the tables and the buffet line.



Magic is a great icebreaker that gets the group talking with each other long after the magician has left their area. Moreover, the ages of the group differ from the very young to the very old. I am well equipped to entertain every person of every age including those with disabilities. I keep everyone engaged in the fun with fast paced, visual magic that involves personal participation.

Guests always arrive at the

reception before the wedding party and are left to find things to talk about among themselves. And the wedding party's arrival to the reception may be significantly delayed. This is the "magic hour" when a magician makes the waiting time disappear regardless how long it might take!

I always suspend the entertainment during certain activities when the focus is on the wedding party such as cutting the cake, tossing the bouquet and garter, etc. I also give a special show to the bride and groom and their parents.

As you prepare for your wedding day or if you want to help someone prepare for theirs, remember to add the wedding magic of Scott Wells.

KNOW YOUR BOUNDARIES AT WORK

Sally in Sales refuses to back down from a challenge. She refuses to take "no" for an answer. Did you hear she refuses to breast-feed? Amber in Accounting leaves no stone unturned. She leaves the office late when necessary. Did you hear she's leaving her husband?

Understanding co-workers' skills can be powerful—knowing their scuttlebutt can be problematic.

Whether you're a principal, manager or rank-and-file em-

ployee, taking the following advice will help to ensure that conversations with co-workers never distract from a productive, positive workplace.

Beware of feeling informal

Some organizations clarify "appropriate" office communication, but most codes of conduct mention only potential legal headaches such as sexual harassment and invasion of privacy.

"A good rule of thumb is to avoid issues that might make someone

uncomfortable," says Susan Morem, a Minneapolis-based business consultant and author of *How to Gain the Professional Edge*. Such topics of conversation may include romance, physical appearance, health, race, religion and personal finance.

"Refrain from gossip," Morem advises. She says most gossip and other inappropriate conversations occur in places that feel informal, such as elevators, hallways and bathrooms.

Continued on Page 2

INSIDE THIS ISSUE:

STOP, THINK AND LISTEN (CONT.) 2

A BIT NUTTY (CONT.) 2

VEGAS, BABY! 3

COUPON SAVINGS ON THE WEB 3

WE'RE ALL THE SAME? 3

WHERE IS SCOTT GOING NEXT? 4

MAKE BOOK ON IT 4

S&K Wells Enterprises, Inc.



3613 W. Clay
Suite 300
Houston, TX 77019

Phone: 713-524-0147
Fax: 713-524-0147
Mobile: 281-772-6014
E-mail: Scott@ScottWells.com
Website: www.ScottWells.com



"Your ability to carry a conversation is crucial in building relationships with fellow employees, but boundaries must exist."
Susan Morem, author of *How to Gain the Professional Edge*



"I HAD SO MANY PEOPLE TELL ME HOW COOL IT WAS TO HAVE A MAGICIAN AT OUR WEDDING RECEPTION. THANKS FOR MAKING OUR DAY EXTRA SPECIAL."

JULIE TUCKETT,
THE BRIDE

THE BUSINESS PLACE HAS BORDERS (CONTINUED FROM PAGE ONE)

"Making an unsuitable remark damages how others perceive you," she says, "and the negative effects on reputation and future advancement can be long-term."

While it's natural for employees to show interest in one another's lives, someone has to be courageous enough to cut off a co-worker when warranted. By smiling and simply saying, "Let's not go there," you can stick to suitable discussions without seeming like a stick-in-the-mud.

Just as informal places can get co-workers into trouble, so can seemingly informal methods of communication. "Employees should treat email as broadcasted words that can be read and printed," Morem says. "If you think before you speak, don't forget to think before you hit the 'send' button."

Forge Office Friendships With Care

Some co-workers may become confidants with whom you share personal details. When co-worker friendships fizzle, the parties often have to see each other daily. Also, keep in mind that office walls are (sometimes literally) thin, so it's best to share personal information during non-working hours.

Expect Boundary Differences

The workplace not only combines people of different backgrounds, ages, talents and skills but also folks of different boundary types, says Maggie Down, a relationship counselor and psychotherapist in Perth, Australia.

People with "overdeveloped" boundaries often are brash and don't notice they're sharing too much information, while people with "underdeveloped" boundaries often believe it's not OK to

protest such communication.

Employ Tact

If you have a problem with a co-worker, address what you can do to solve it. Talk to the offending person directly and privately.

"Talking behind someone's back makes the situation worse," Morem says. "Choose a neutral place away from your work area, such as over lunch or in a quiet area during a break."

If a co-worker says something that offends or upsets you, try to respond instead of react. "Reaction is immediate and emotional. When we react to something, we are more likely to say or do things we might later regret," Morem says. "A response is planned and controlled, and it leads to fewer communication issues."

*Excerpted from www.RevolutionHealth.com
By Darin Painter*

A REAL NUTTY BAKLAVA

A magician who performed the Three Shell Game found something delicious to do with the hulled walnuts...

Pastry

- * 36 sheet of phyllo* (1 lb.)
- * 2 cups finely chopped walnuts
- * 1 cup melted butter
- * 1/4 cup sugar
- * 1 tablespoon ground cinnamon
- * 1/2 teaspoon ground cardamom * (or ginger substitute)

Syrup

- * 3/4 cup water
 - * 1 cup sugar
 - * 3 tablespoons honey
 - * Juice of one lemon
- Butter a two-inch baking pan

the size of the phyllo sheets. Place twelve sheets of phyllo in the pan. Brush with melted butter. Mix walnuts, sugar and spices. Sprinkle one-half of this mix over the phyllo. Drizzle with melted butter. Cover with another twelve sheets of phyllo. Brush with butter. Sprinkle the rest of the walnuts on top. Drizzle with butter. Put the remaining twelve sheets of phyllo on top. Brush on all the remaining butter. Bake in a pre-heated oven at 275° for two hours until it is golden brown.

Put one cup of water in a saucepan and add one cup of sugar and lemon juice. Bring to a boil, stirring constantly. Boil ap-

proximately five minutes or until it becomes a syrup. Remove from heat and stir in honey. Pour warm syrup over the finished Baklava. Cool to room temperature and cut into diamond-shaped serving pieces.

This delicious pastry goes great with Espresso.

*Note-*phyllo sheets and cardamom may be obtained in gourmet shops.*



*From "All in a Nutshell"
by Frank Garcia*

WHAT HAPPENS IN VEGAS SHOULDN'T STAY IN VEGAS

When the Commemorative Air Force (CAF) scheduled their three day conference at Caesar's Palace in Las Vegas to celebrate their 50th anniversary, they made the right call for their Master of Ceremonies...Scott Wells. The CAF slated 19 speakers for the event and knew they needed a professional to tie them all together.

Over the period of three days I introduced a plethora of speakers from the director of the Spy Museum in Washington D.C. to actual retired spies. There

were war journalists, movie celebrities, Thunderbird pilots, and highly decorated soldiers among so many others with diverse and interesting backgrounds. Each and every introduction was unique and customized to that person. None of them could believe how creative their introduction was.

The final night keynote speakers were Col. Oliver North, host of Fox TV "War Stories" and President Ronald Reagan's son and syndicated radio talk show host, Michael Reagan. Before that dinner I auctioned off two personal tours of the

Regan Ranch that went for over \$8,000 each.

"Everyone raved about how magnificent you were as both a magician and an MC," said Rusty McInturff, Director of the CAF. "Your ability, flexibility and preparation as our Master of Ceremonies added continuity and fun to our event that will be long remembered."

If you are looking for something special to tie together your next conference, then let your executives take a break and consider **Scott Wells** as you Master of Ceremonies.



"I've never had such an entertaining introduction. That was great."
Col. Oliver North

CUT YOUR GROCERY BILLS IN HALF

Why wait for the Sunday newspaper to look for coupons? Now you can search online using CouponMom.com to find the items you want at the store(s) where you shop plus deals at restaurants, too!

CouponMom.com is the easy way to find great discounts and even free samples of the grocery items you use. Registration is free and the website is user friendly.

In the meantime, here are some quick tips on how to save money on groceries.

- * Plan your meals and shopping lists around featured sale items.
- * Use your store's weekly sales ad flyer to plan your menus for the week. Then write your shopping list around the items and brands that are on sale.
- * Taking a few minutes to make a detailed plan will save

you the time of making unplanned trips to the store during the week—which can ruin your budget.

- * Planning ahead also helps you avoid impulse shopping during your trip.

IT'S POSSIBLE TO FIGHT THE RISING COST OF GROCERIES WITHOUT SACRIFICING YOUR FAVORITE FOODS.



MAGIC GIGGLES

Differences Between You and Your Boss

- When you take a long time, you're slow.
- When your boss takes a long time, he's thorough.
- When you don't do it, you're lazy.
- When your boss doesn't do it, he's too busy.
- When you make a mistake, you're an idiot.
- When your boss makes a mistake, he's only human.
- When doing something without being told, you're overstepping your authority.
- When your boss does the same thing, that's initiative.



- When you take a stand, you're being pig-headed.
- When your boss does it, he's being firm.
- When you overlooked a rule of etiquette, you're being rude.
- When your boss skips a few rules, he's being original.
- When you're out of the office, you're wandering around.
- When your boss is out of the office, he's on business.
- When you're on a day off sick, you're always sick.
- When your boss has a day off sick, he must be very ill.
- When you apply for leave, you must be going for an interview.
- When your boss applies for leave, it's because he's overworked.

S & K Wells Enterprises, Inc.



3613 W. Clay
Suite 300
Houston, TX 77019

Phone: 713-524-0147
Fax: 713-524-0147
Mobile: 281-772-6014

E-mail: Scott@ScottWells.com
Website: www.ScottWells.com

DO YOU HAVE AN
UPCOMING EVENT?
CONTACT S&K WELLS
ENTERPRISES TODAY!

INTERESTED IN LEARNING SOME
MAGIC FOR YOUR BUSINESS
LUNCH AND DINNER MEETINGS?
VISIT WWW.SCOTTWELLS.NET

MAGI-CALENDAR

May 4-7, 2009: Offshore Technology Conference, Houston, TX

May 7, 2009: Tokyohanas Grill & Sushi Bar, 3239 Southwest Freeway, Houston, TX

May 14, 2009: Tokyohanas Grill & Sushi Bar, 3239 Southwest Freeway, Houston, TX

May 28, 2009: Tokyohanas Grill & Sushi Bar, 3239 Southwest Freeway, Houston, TX

NOTE: Public Performances subject to change. Private / Corporate engagements are not all listed.

Contact S&K Wells Enterprises today to make sure your event is on the calendar!

♣ Stand-Up Comedy Magic Show ♥ Trade Show Exhibit Booth ♠ Hospitality Suite ♦
♣ Strolling Magic ♥ Magical Master of Ceremonies ♠ Weddings ♦

THE MATCHMAKER

Don't overlook the impact of this impromptu trick. It is a great effect that will really fool your friends.

EFFECT: A volunteer counts the number of matches in a matchbook. Let's say there are 19. One is torn out and struck. You blow out the flame and the match disappears. The spent match is found back in the matchbook-firmly affixed. There are still 19 matches in the book!

NEEDED: A matchbook.

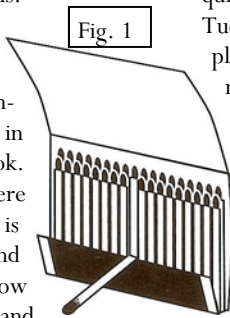


Fig. 1

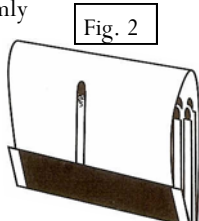


Fig. 2

SECRET: A little preparation is needed here. Pull back one of the matches (Fig. 1), light it, and quickly blow out the flame. Tuck the book cover back in place but behind the dead match (Fig. 2). You are now ready to perform.

Fold back the spent match and hide it under your left thumb (Fig. 3). Open the flap with your right fingers and ask your volunteer to count the number of matches (Fig. 4).

They say, "Nineteen."

Tear out one of the center matches and then close the book in the following way. Revolve the whole book to-




Fig. 3

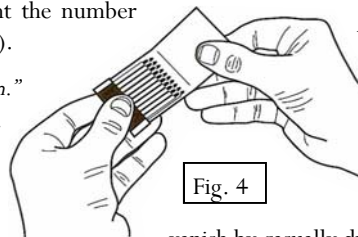


Fig. 4

ward you and lay it, still open, flat on your left palm (Fig. 5). This action straightens out the hidden match, which now aligns with all the others.

Pick up the book and - being careful not to expose the matches - tuck in the flap.

Strike the match that you have torn out on the striking plate - then put the book on the table in full view.

After a couple of seconds, shake out the flame and make the match vanish by casually dropping it on the floor disguising it with the larger shaking action. Open

hand to show that the match has disappeared.

"Does anyone happen to have a match? Mine seems to have vanished. Perhaps it went back in the book."

Don't touch the book yourself!

Ask the volunteer to pick

up the book and count the matches. There are still 19 matches, even though you tore one out after they were counted.

Even more amazing is the fact that one of the matches appears to be the dead one that just vanished - and it's still affixed to the book!

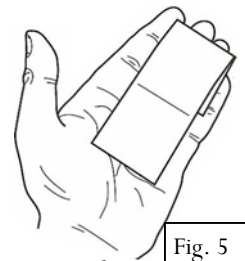


Fig. 5